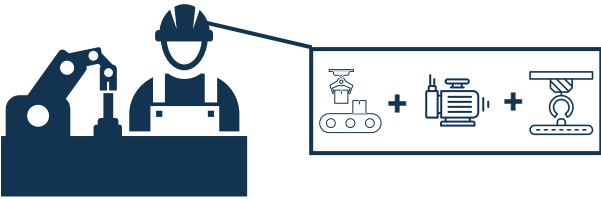


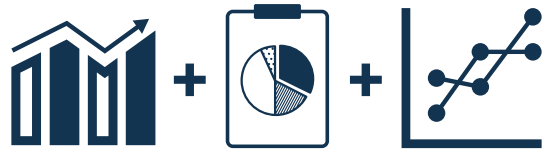
UTILIZING SENSORS IN PREDICTIVE MAINTENANCE

3 COMMON MAINTENANCE CHALLENGES

- 1** Predictive maintenance (PdM) programs require data collection from a variety of assets.



- 2** It is difficult to obtain information consistently and with integrity through a labor-based PdM program.

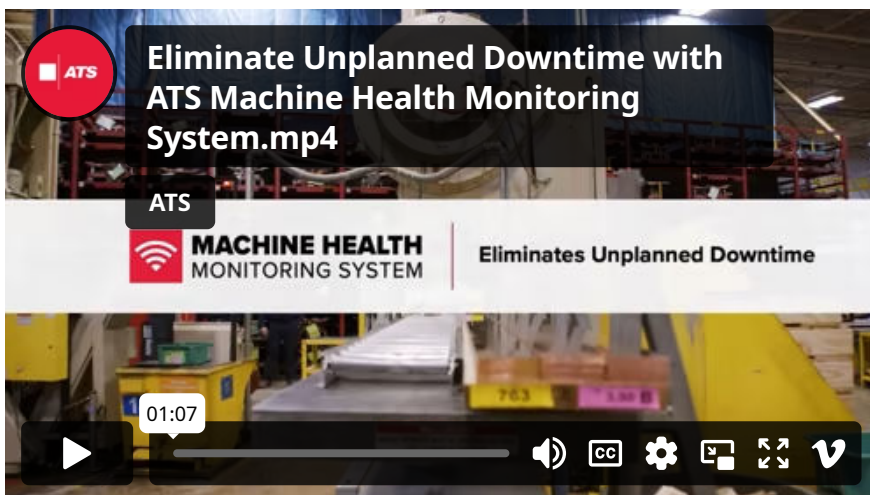


- 3** Competing priorities often disrupt a team's ability to collect, interpret and act on information collected from machines.



THE ATS TECHNOLOGY-DRIVEN SOLUTION

Our sensor-based Machine Health Monitoring System allows manufacturers to gather data on multiple assets simultaneously, so technicians can focus on predictive maintenance to stop machine failures before they occur.



Want to learn more? Visit www.advancedtech.com

